

Name \_\_\_\_\_

**Identify and Name Hexagons****Essential Question** How can you identify and name hexagons?

Geometry—K.G.A.2









**MATHEMATICAL PRACTICES**  
MP5, MP6, MP7**Listen and Draw**

hexagons

not hexagons

**DIRECTIONS** Place two-dimensional shapes on the page. Identify and name the hexagons. Sort the shapes by hexagons and not hexagons. Trace and color the shapes on the sorting mat.


# Share and Show



**DIRECTIONS** 1. Mark an X on all of the hexagons.

Name \_\_\_\_\_

2




© Houghton Mifflin Harcourt Publishing Company

**DIRECTIONS** 2. Color the hexagons in the picture.

## Problem Solving • Applications

WRITE  
Math

3



4

**DIRECTIONS** 3. Ryan is looking at his shapes. Which of his shapes are hexagons? Mark an X on those shapes. 4. Draw to show what you know about hexagons. Tell a friend about your drawing.



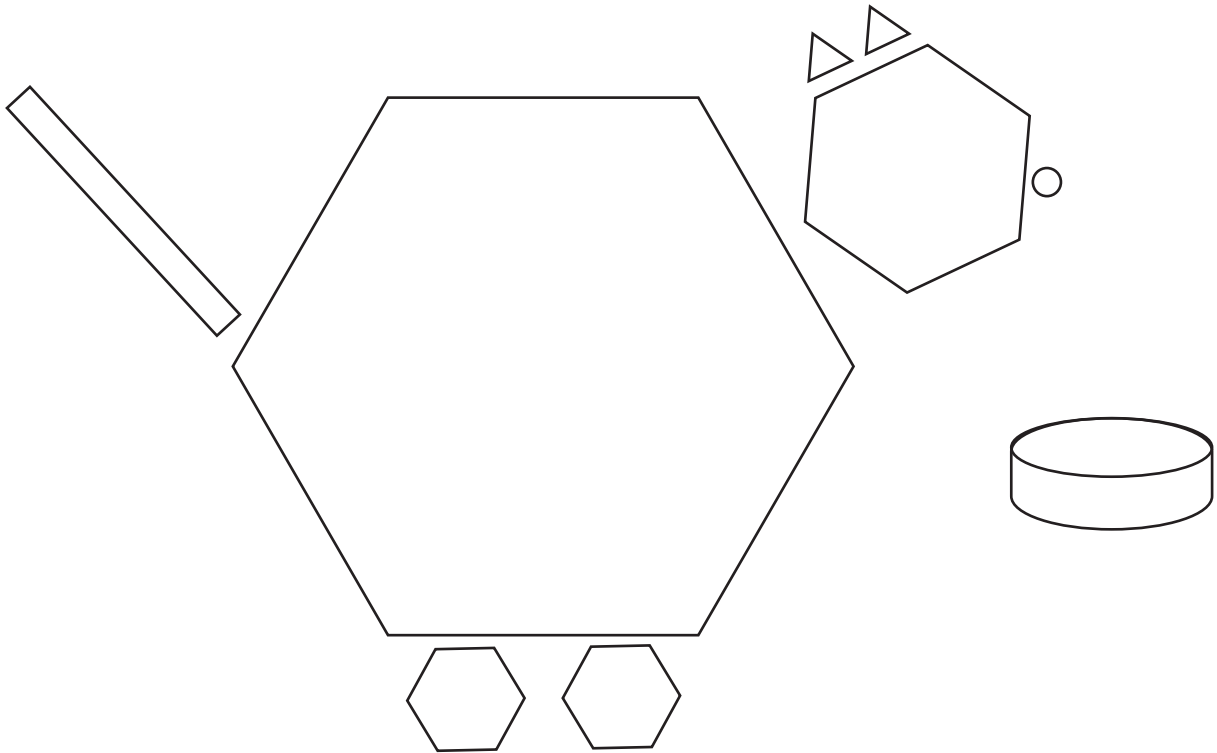
**HOME ACTIVITY** • Draw some shapes on a page. Include several hexagons. Have your child circle the hexagons.

Name \_\_\_\_\_

# Identify and Name Hexagons

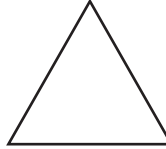



**COMMON CORE STANDARD—K.G.A.2**  
Identify and describe shapes (squares, circles, triangles, rectangles, hexagons, cubes, cones, cylinders, and spheres).



**DIRECTIONS** 1. Color the hexagons in the picture.

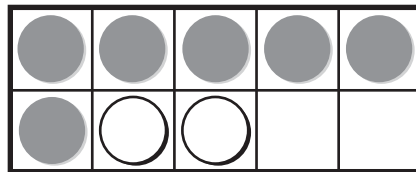
# Lesson Check (K.G.A.2)



# Spiral Review (K.CC.A.1, K.OA.A.1)



71	72	73	74	75	76	77	78	79	80
81	82	83	84	85	86	87	88	89	90
91	92	93	94	95	96	97	98	99	100



**DIRECTIONS** 1. Which shape is a hexagon? Color the hexagon.  
 2. Begin with 81 and count forward to 90. What is the next number? Draw a line under that number. 3. What numbers show the sets that are put together? Write the numbers and trace the symbol.

**546** five hundred forty-six

